

17 Dean Road Westoe South Shields Planning Ref ST/1189/13/FUL

Statement of Materials/Details in support of section 6 of the Application for approval of details reserved by condition.

1. Brick.

The choice of brick has been made with two objectives in mind. Firstly it takes into account the variety of old and new bricks in the immediate vicinity of the works, and secondly, the availability of the product in numbers sufficient to complete the proposed area of new brickwork. To assist in these matters the Applicant has engaged the services of a brick supplier with a robust knowledge of the industry and he has suggested a Carlton Clayburn Civic brick which closely matches the colours of the old first floor wall and blends with the new red brick behind the west facing stone wall and buttresses and the buff landscaping wall to the Council owned area immediately to the west. A sample panel has been constructed in the area of the new wall for inspection purposes.

The location of the new wall is not prominent. It is in the Yard and set back from the principal elevation to the landscape area, and the eaves are lower than the eaves of the existing offshoot. In addition, the new wall is mostly obscured from view by the high stone wall to the west and the large trees which dominate the landscape.

2. Slate.

The roof covering is natural Welsh slate. A sample on site is taken from the existing offshoot roof and positioned on site with the brick panel for inspection purposes. Reclaimed slates will be sourced to match.

3. Stone.

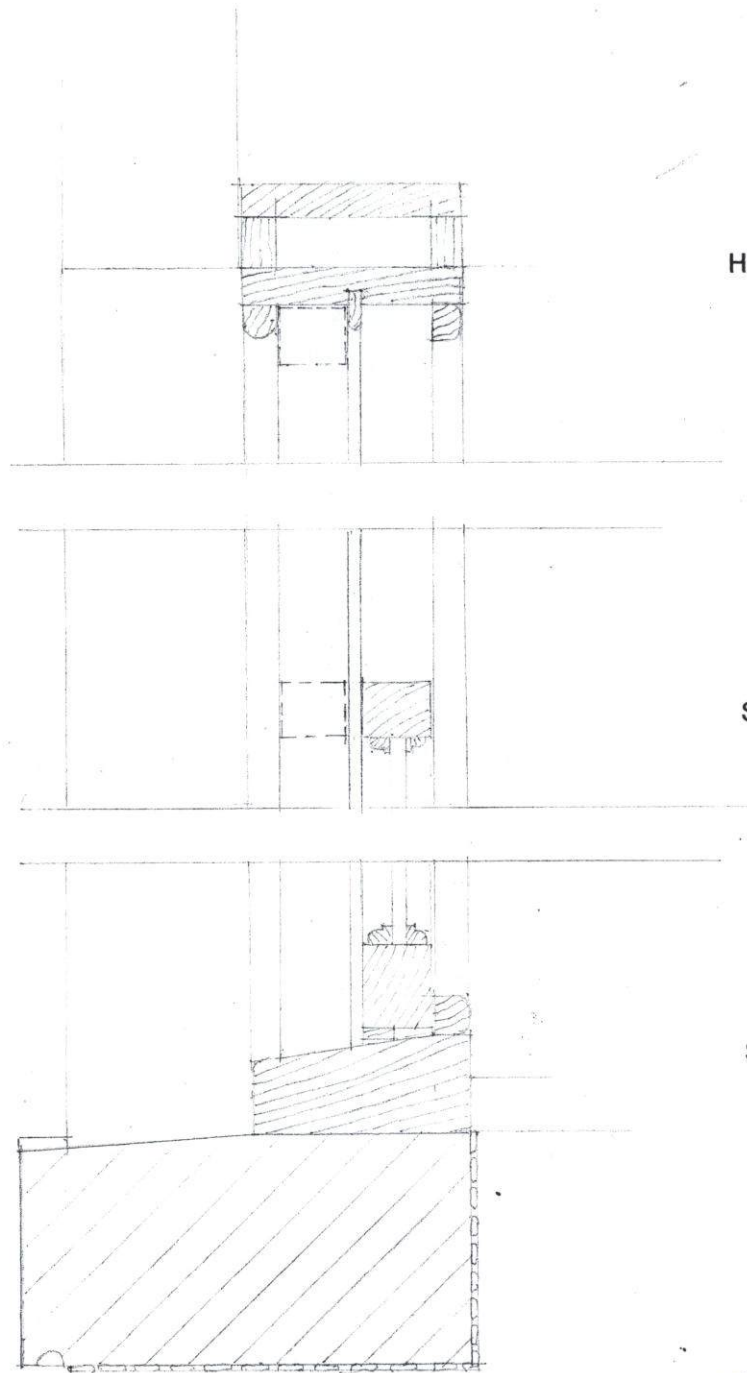
Random rubble with a mix of sandstone and limestone will be sourced to closely match walls of nearby properties and constructed in traditional fashion with sharp sand added to the mortar. Masonry sills and heads are art stone painted white.

4. Windows.

Sections of the existing sliding sash windows are included as models for new windows (see drawing 13). In the main it is intended to retain existing windows and make good wherever possible. Roof lights are conservation type.

ST07 99 / 15 COND





HEAD AND JAMBS

SASH

SILL

SECTION THROUGH SLIDING SASH WINDOW.
(indicative of sections for new window)

MATERIAL – Mahogany or similar hardwood



**PROPOSED ALTERATIONS AND EXTENSIONS AT
17 DEAN ROAD WESTOE SOUTH SHIELDS**

J Martin Architect
12 Marsden Road South Shields Tyne and Wear NE34 6DF
0191 4547321 0791 731 5056

GGL/GPL Conservation Roof Window



The VELUX Conservation roof window provides all the technically superior features of a VELUX Roof Window in a traditional black conservation style including glazing bar/s. The GGL centre-pivot and GPL top-hung windows are manufactured in high quality natural pine with a clear lacquered pine internal finish.

The Centre-pivot (GGL) is manually operated and is recommended by VELUX for higher reach windows. To watch an illustration of how the window operates [click here](#).



The Top-hung (GPL) is manually operated and is recommended by VELUX for lower level installation and is ideal for shallower roof pitches. It is also suitable for escape purposes. To watch an illustration of how the window operates [click here](#).

Features/Benefits

- Ventilation bar with dust and insect filter – *Allows fresh air to enter the room while the window is securely closed*
- Friction springs – *Allows easy operation of window*
- Sash rotates 180° from inside – *Allows easy and convenient cleaning*
- Barrel bolt – *Allows the window to be locked in two positions – At 180° for secure cleaning of the exterior pane internally – At 5° to allow extra ventilation*

Operation

GGL – The window is operated manually using the full width control bar on the ventilation flap along the top of the sash.
 GPL – The sash which is top-hung is opened and closed using the bottom handle and can remain open in any position up to 45°.

To watch an illustration of how the window operates [click here](#).

Glazing options

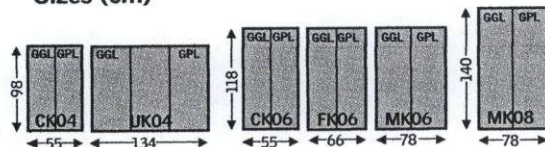
- (–50) glazing Double glazed, toughened outer pane. Also available in;
- (–60) glazing Double glazed, laminated inner pane, toughened outer pane with Easy-to-clean coating, enhanced noise reduction.
- (–70) glazing Double glazed, laminated inner pane, toughened outer pane.

For further information regarding VELUX glazing options [click here](#).

Cladding

- NCS standard colour (Black), Nearest RAL standard colour: 9005.

Sizes (cm)



Centre-pivot

Tiles	15-90°
Tiles (recessed)	20-90°
Plain tiles	25-90°
Slate (recessed)	20-90°



Top-hung

Tiles	15-55°
Tiles (recessed)	20-55°
Plain tiles	25-55°
Slate (recessed)	20-55°

TOP HUNG - For roof pitches from 55°-75°, please specify special springs when ordering.

Maintenance

The pane should be cleaned with a soft, clean, lint-free cloth or non-abrasive sponge. The rest of the window can be cleaned with ordinary household cleaners. The filter can be removed and either washed or replaced.

For further advice on maintenance please [click here](#).

Guarantee

- 10 year VELUX guarantee on windows and flashing kits.
- 3 year guarantee on blinds, shutters, awnings and electrics.

[Click here](#) for further information regarding the VELUX guarantee.

Interior finish option

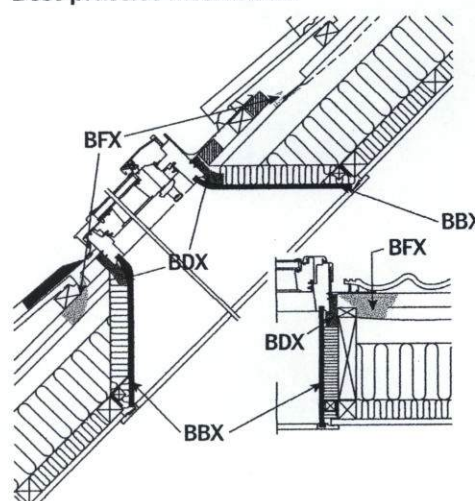
GGL

- White paint finish.

GPL

- White paint finish.

Best practice installation



Technical data – GGL/GPL Conservation

Size	Window Options	Exterior Frame	Visible Glass	Lining Rebate
		WxH	exf	kxl
CK04	GGL	550 x 978	371 x 783	495 x 919
CK06	GGL	550 x 1178	371 x 983	495 x 1119
FK06	GGL	660 x 1178	481 x 983	605 x 1119

Size	Window Options	Exterior Frame	Visible Glass	Lining Rebate
		WxH	exf	kxl
MK06	GGL	780 x 1178	601 x 983	725 x 1119
MK08	GGL, GPL	780 x 1398	601 x 1203	725 x 1339
UK04	GGL	1340 x 978	1161 x 783	1285 x 919

Please refer to GGL and GPL Technical data Sheets for further information.